

Clevis Grab Hook.self colored or zinc plated(G70,G43 Available)



Size	G43 WLL(lbs)	G70 WLL(lbs)	N.W(lbs)
	Carbon Steel	Alloy Steel	
1/4	2600	3600	0.40
5/16	3900	5400	0.7
3/8	5400	7500	1.00
7/16	7200	10000	1.5
1/2	9200	12750	2.10
5/8	12750	19000	4.2
3/4	18500	27000	6.50

Clevis Sling Hook.self colored or zinc plated(G70,G43 Available)



Size	G43 WLL(lbs)	G70 WLL(lbs)	N.W(lbs)
	Carbon Steel	Alloy Steel	
1/4	1950	2750	0.52
5/16	2875	4300	0.77
3/8	4000	5250	1.23
7/16	5000	7000	2.1
1/2	6500	9000	2.85

Eye Grab Hook.self colored or zinc plated(G70,G43 Available)



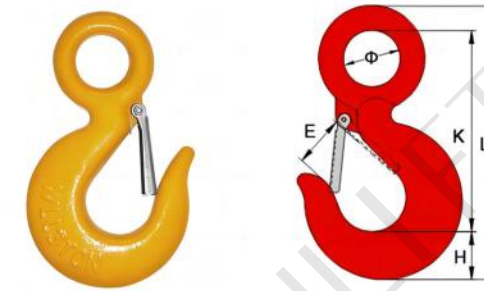
Size	G43 WLL(lbs)	G70 WLL(lbs)	N.W(lbs)
	Carbon Steel	Alloy Steel	
1/4	2600	3600	0.28
5/16	3900	5400	0.45
3/8	5400	7500	0.79
7/16	7200	10000	1.19
1/2	9200	12750	1.80
5/8	12750	19000	3.3
3/4	18500	27000	6

G70 Eye bend Hook,Clevis Bend Hook



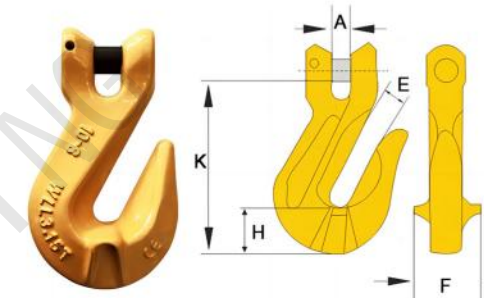
Specification		Size				Breaking tension (T)	Weight (KG)
Inch	mm	A	K	L	O		
5/16	8	10.2	58.1	77.9	12.5	4.54	0.37
3/8	10	12.8	67.2	120	21.7	16	0.63

320A/C Eye Hook with Latch



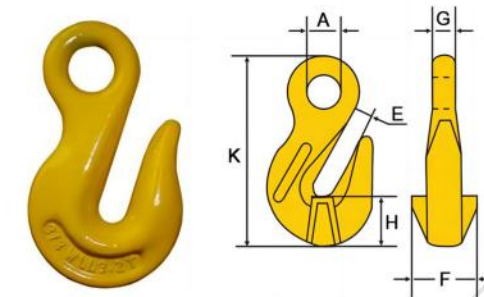
Carbon		Alloy		Dimension (mm)					Weight (kg/pc)
W.L/LT	B/LT	W.L/LT	B/LT	Φ	E	H	K	L	
0.5	2.5	0.75	3.75	16.5	19	17	72	97	0.21
0.75	3.75	1	5	19	22	19	82	110	0.28
1	5	1.5	7.5	23	23	21	93.5	125	0.4
1.5	7.5	2	10	28	24	26	103	140.5	0.65
2	10	3	15	31	27.5	28	119	162	0.95
3	15	5	25	39	33	37	146	201	1.95
5	25	7	35	51	40	46.5	186.5	256	3.77
7.5	37.5	11	55	62	51	57	231.5	317	6.8
10	50	15	75	73	57	67	261	360	9.8
15	75	22	110	89	75	76	318	434	16.25
20	100	30	135	90	82	91	360	495.5	27.2

G80 Clevis Shortening Grab Hook



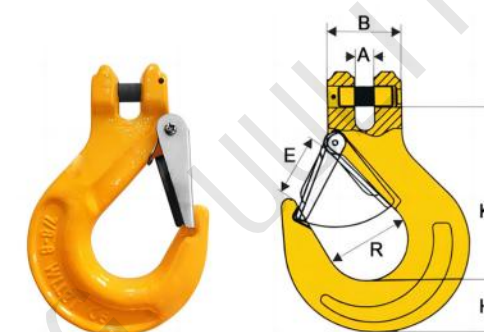
Size	Weight (kg)	W.L.L (T)	Dimension(mm)				
			K	F	A	H	E
6-8	0.12	1.2	75	26.7	8	17.7	8.3
7/8-8	0.24	2	89	33.5	9.5	18.5	11
10-8	0.68	3.2	126	46	12.5	29	13
13-8	1.3	5.3	163.5	57.5	15	42.5	16.5
16-8	2.28	8	183.5	70	18.5	45.7	19
20-8	4.25	12.5	219	84	23	56	24
22-8	6.3	15	254	90	27	68.5	27
26-8	14.5	21.2	309	102	30	77	30

G80 Eye Shortening Grab Hook



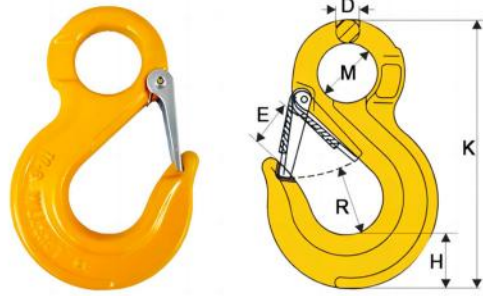
Size	Weight (kg)	W.L.L (T)	Dimension (mm)					
			K	G	F	A	H	E
6-8	0.135	1.2	75.2	8	22	13.5	16	8
7/8-8	0.25	2	88.5	9	35	17	18.5	10.8
10-8	0.7	3.2	121.5	14.5	47	20	29	13
13-8	1.325	5.3	158	17	58	26	42.8	16.5
16-8	2.3	8	169	22	71	30	45.7	19.2
20-8	4.6	12.5	219	23	98	37	56	24
22-8	8.2	15	259	26	110	44	68	28
26-8	9.8	21.2	298	30	124	48	77	30
32-8	19.4	31.5	361	36	138	57	95	38

G80 Clevis Sling Hook with Latch



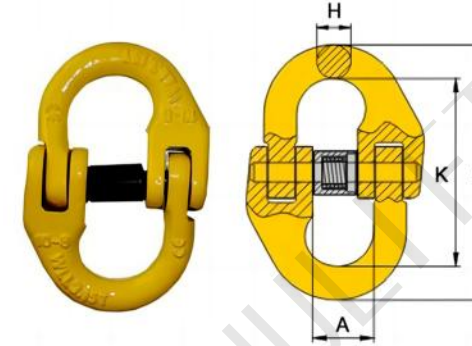
Size	Weight (kg)	W.L.L (T)	Dimension (mm)					
			K	B	A	R	H	E
6-8	0.41	1.2	75	32	8	35	23	26
7/8-8	0.65	2	85	37	9.5	37	32.5	29
10-8	1.05	3.2	104	49	13	46	35	39
13-8	1.67	5.3	128	56.5	16.5	56	42.5	47
16-8	3.71	8	150	70.5	21.5	60	54	55
20-8	6.05	12.5	180	77	24	79	58	61
22-8	10.5	15	213	91	27	101	62	72
26-8	14.5	21.2	250	117	30	115	75	85
32-8	27	31.5	317	150	35	140	88	106

G80 Eye Sling Hook with Latch



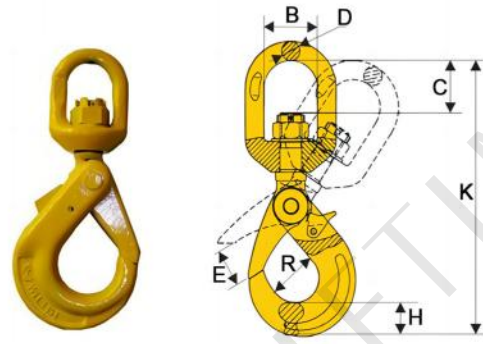
Size	Weight (kg)	W.L.L (T)	Dimension (mm)					
			K	M	D	R	H	E
6-8	0.31	1.2	108	20	9	21	19	24
7/8-8	0.45	2	133	25	11	26	24	30
10-8	1.09	3.2	167	38	15	39	32	34
13-8	2.07	5.3	213	43	19	54	42	39
16-8	3.17	8	255	50	23	64	48	46
20-8	6.45	12.5	305	62	24	80	58	60
22-8	8.5	15	348	62	32	80	64	71
26-8	13	21.2	394	64	35	82	75	81
32-8	17	31.5	480	88	37	112	97	102

G80 Chain Connecting Link



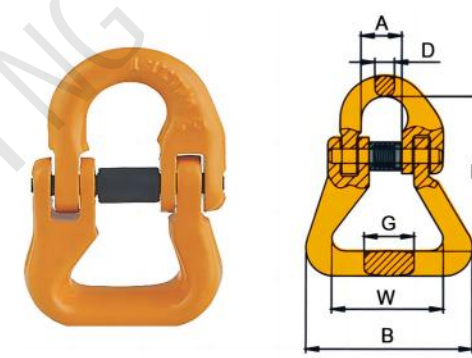
Size	W.L.L (t)	B.L (t)	Dimension (mm)				Weight (kg/pc)
			A	L	K	H	
6-8	1.12	4.48	15	58	42	7	0.08
7/8-8	2	8	18	79.5	62.5	8.5	0.146
10-8	3.15	12.6	25	93	68	10.8	0.3
13-8	5.3	21.2	29	117	87	15	0.7
16-8	8	32	34.5	148	108.4	19.8	1.1
18/20-8	12.5	50	41	169.5	121.5	26	1.8
22-8	15	60	48	193.5	141.5	26	3.2
26-8	21.2	84.8	57.5	220	158	30	4.5
32-8	31.5	126	67	261	205	37	9

G80 Swivel Self-locking Hook



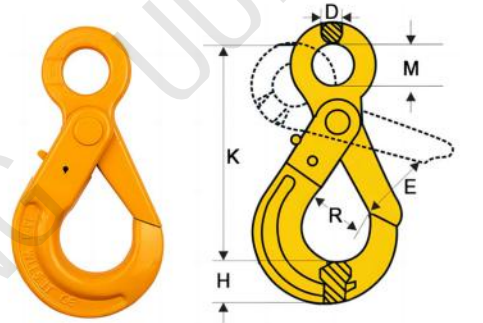
Size	Weight (kg)	W.L.L (T)	Dimension(mm)						
			K	B	D	C	R	H	E
6-8	0.7	1.2	170	32	12	23	34	20.5	29
7/8-8	1.21	2	210	34.5	12.5	29	46	25	34
10-8	2	3.2	247	42	15.5	37	56	31	44
13-8	3.5	5.3	302	49	17	41	69	42	52
16-8	7.1	8	383	61	22	54	86	53	60
20-8	12	12.5	418	72	24	61	88	58	83
22-8	16	15	527	95	33	95	98	64	88
26-8	21.5	21.2	610	122	42	115	110	75	95.5
32-8	79	31.5	777	140	52	126	166	97	150

G80 Webbing Sling Connecting Link



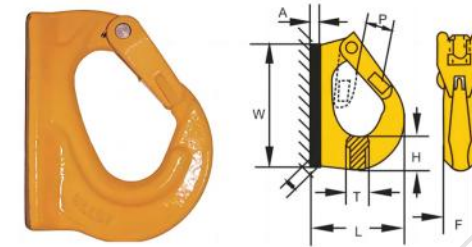
Size	Weight (kg)	W.L.L(T)	Dimension(mm)					
			A	B	K	W	G	D
6-8	0.2	1.2	15	60	56	40	18	7
7/8-8	0.3	2	20	61.5	63.7	40	24	9.5
10-8	0.68	3.2	24	66	83	39	30.5	11
13-8	1.47	5.3	28	88	93.7	55	36.8	16.5
16-8	2.3	8	34.5	108	120	65.5	45.2	19.8
20-8	3.3	12.5	41	129	138	80	51.8	23
22-8	6.89	15	50	191	180	126	70	26
26-8	10.62	21.2	58	228.4	209.5	152	32	30
32-8	18.92	31.5	72.5	252	279	160	91	55

G80 Eye Self-locking Hook



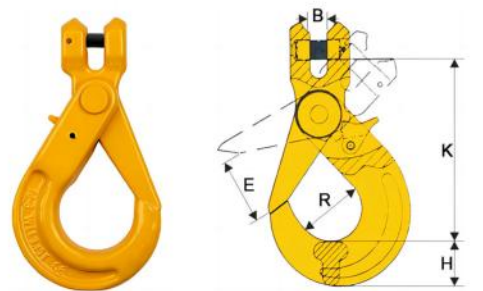
Size	Weight (kg)	W.L.L (T)	Dimension(mm)					
			M	K	D	R	H	E
6-8	0.46	1.2	22	110.5	10	34	20.5	28
7/8-8	0.79	2	25	136	12	46	25	34
10-8	1.52	3.2	32	171	15	56	31	44
13-8	2.87	5.3	40.5	208.5	19.5	69	42	52
16-8	5.69	8	56	257.5	22	86	53	60
20-8	7.15	12.5	64.5	275	27	88	58	81
22-8	13.4	15	70	320	30	98	64	82
26-8	18	21.2	80	363	34	110	75	110
32-8	44.5	31.5	105	472	45	166	97	168

G80 Welding Hook



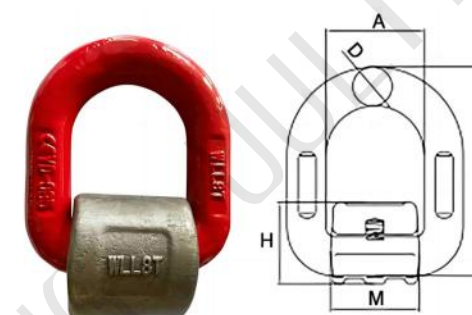
W.L.L (T)	Dimension (mm)							Weight (kg)
	A	W	P	T	L	H	F	
2	5	80	25	20	94	24	34	0.84
3	6	115	30	24	105	30	36	1.18
5	10	155	34	28	132	43	44	2.5
8	12	160	34	38	135	51	51	3.26
10	15	200	50	39	167	55	53	5.17

G80 Clevis Self-locking Hook



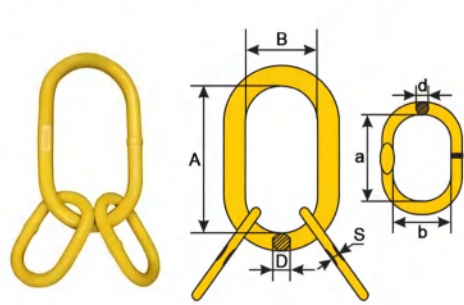
Size	Weight (kg)	W.L.L (T)	Dimension(mm)				
			K	B	R	H	E
6-8	0.5	1.2	99	8.5	34	20.5	29
7/8-8	0.86	2	123	9.5	46	25	34
10-8	1.41	3.2	146	12	56	31	44
13-8	2.73	5.3	185	15	69	42	52
16-8	5.6	8	222	18	86	53	60
20-8	6.5	12.5	240	26	88	58	83
22-8	16	15	276.5	28	98	64	88
26-8	18.5	21.2	310.5	30	110	75	95.5
32-8	49.1	31.5	400.5	36	166	97	160

G80 Weld D Ring With Wrap



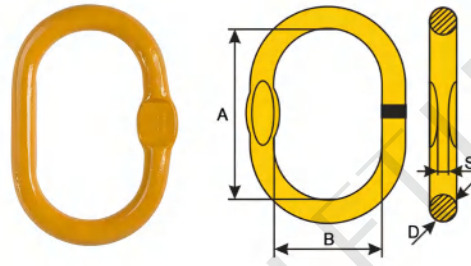
W.L.L (T)	B.L (T)	Dimension (mm)					Weight (kg)
		A±1	2B±2	D±1	M±1.2	H±0.3	
1.12	4.48	41	78.5	13	37	35	0.4
2	8	42	88	14	40	37	0.47
3.15	12.8	45	94	17	42.5	40	0.69
5.3	21.2	55	118	22	61	52	1.46
8	32	70	141	26.5	70.5	57	2.5
15	60	97	188	34	90	77	5.79

G80 Welded Master Link Assembly A-346



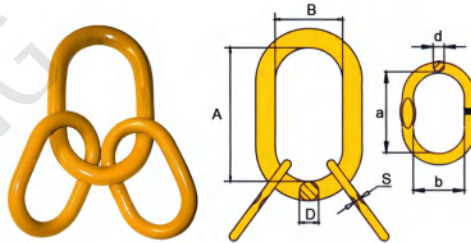
Size	Weight (kg)	W.L.L (T)	Dimension(mm)					
			A	B	D	a	b	d
6-8	1.27	2.36	135	75	18	54	25	14
7-8	1.33	3.15	135	75	18	60	38	14
8-8	2.19	4.25	160	90	22	70	34	16
10-8	3.81	6.7	180	100	25	85	40	18
13-8	6.08	11.2	200	110	32	115	50	22
16-8	11.38	17	260	140	36	140	65	25
18-8	20.09	21.2	340	180	45	180	110	32
20-8	23.83	26.5	350	190	50	180	110	32
22-8	27.14	31.8	355	178	50	180	100	38
26-8	35.14	45	400	200	56	200	115	40
28-8	47.00	50	430	220	63	180	100	45
32-8	66.46	63	460	250	72	200	110	50

G80 Master Link A-343



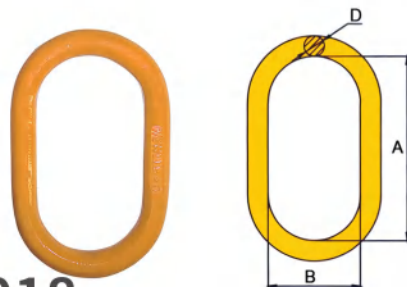
Size	Weight (kg)	W.L.L (T)	Dimension(mm)		
			A	B	D
7 6-8	0.41	1.6	110	60	14
8 7-8	0.54	2.12	110	60	16
10 8-8	0.83	3.15	135	75	18
13 10-8	1.5	5.3	160	90	22
16 13-8	2.32	8	180	100	26
18 16-8	3.96	11.2	200	110	32
20 18-8	6.34	14	260	140	36
22 20-8	8.97	17	300	160	40
26 22-8	12.83	21.2	340	180	45
32 26-8	16.57	31.5	350	190	50
36 32-8	23.3	45	400	200	56
40 36-8	32.1	56	430	220	63

G80 Master Link Assembly A-345



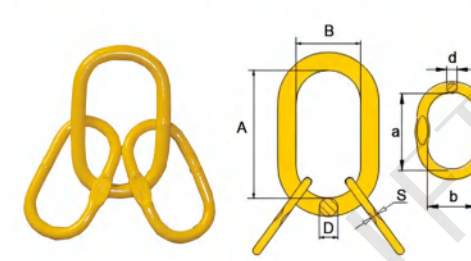
Size	Weight (kg)	W.L.L (T)	Dimension(mm)					
			A	B	D	a	b	d
3/4"	1.55	4.7	140	70	20	85	40	14
7/8"	2.07	6.4	160	95	22	70	34	16
7/8"	3.29	8.8	178	89	25	100	60	18
1"	6.1	11	200	110	32	115	50	22
1-1/4"	9.98	16	260	140	36	140	65	25
1-1/2"	12.91	21.7	270	140	38	180	100	30
1-3/4"	21.25	28.4	305	152	45	180	100	32
2"	27.2	35	355	178	50	180	100	38
2-1/4"	36	45	400	200	56	200	110	40
2-1/2"	46.7	50	430	220	63	180	100	45
2-3/4"	67	55	460	250	72	200	110	50
3"	65	70	406	205	63	355	178	50
3-1/4"	100	80	450	250	70	430	220	60

G80 Master Link A-342



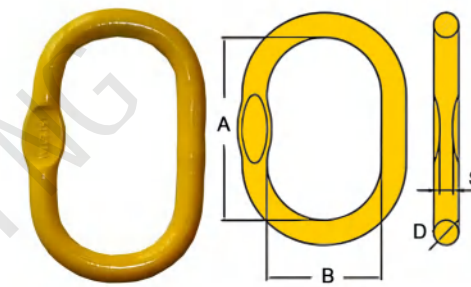
Size	Weight (kg)	W.L.L (T)	Dimension(mm)			Size	Weight (kg)	W.L.L (T)	Dimension(mm)		
			A	B	D				A	B	D
1/2"	0.45	2	127	63.5	14	1-3/4"	11.55	28.4	305	152	45
5/8"	0.7	3.25	152	76	16	2"	16.56	35	355	178	50
3/4"	1.04	4.75	140	70	20	2-1/4"	24.5	45	350	190	50
7/8"	1.47	6.4	160	90	22	2-1/2"	32.1	50	430	220	63
7/8"	1.57	8	178	89	22	2-3/4"	42.5	60	450	250	70
1"	2.1	11	178	89	25	3"	50.12	70	450	270	75
1-1/4"	4.2	16	220	110	32	3-1/4"	59.11	80	480	250	80
1-1/2"	7.25	21.7	270	140	38	3-1/2"	79.41	90	500	270	90
						4"	115	100	600	300	100

G80 Welded Master Link Assembly A-347



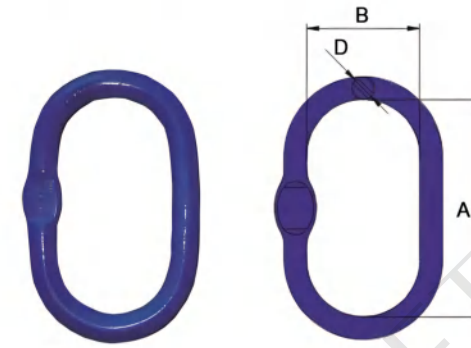
Size	Chain (4.1)		Wire Rope (5.1)		Weight (kg/pc)	Dimension (mm)						
	W.L.L	B.L	W.L.L	B.L		A	B	D	a	b	d	s
1/2"	2.4	9.6	2	10	0.82	100	60	14	85	40	12	6
11/16"	3.2	12.8	2.5	12.5	1.6	160	90	18	100	60	14	7.6
5/8"	3.2	12.8	2.5	12.5	1.61	160	90	18	100	60	14	7.6
3/4"	5	20	4	20	1.95	160	90	20	100	60	14	7.6
7/8"	8	32	6.4	32	3.16	180	100	22	150	70	18	8.4
1-1/8"	12	48	9.6	48	6.75	270	140	28	160	90	22	13.5
1-1/4"	17.4	69.6	13.9	69.5	9.31	270	140	32	180	100	25	16.5
1-1/2"	21	84	-	-	18.4	300	160	40	270	140	31	-
1-3/4"	30	120	-	-	26.4	340	180	45	285	155	36	-
2"	40	160	-	-	42.91	350	190	51	340	180	45	-

G80 Master Link A-344



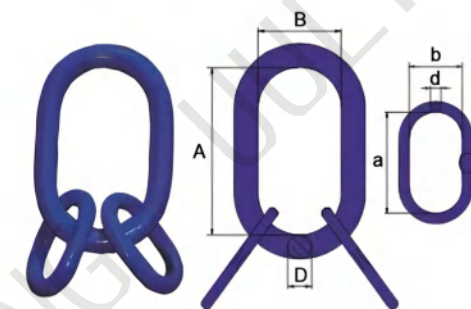
N.W (kg)	Chain (in)	W.L.L (T)		W.L.L (T) Rope	Dimensions (mm)			
		1 Leg	2 Legs		A	B	D	S
0.27	1/4	1.12	1.6	1.6	100±5	60±5	12±1	6+0.5
	9/32	1.5	-	-				
0.38	9/32	1.5	2.12	2.5	100±5	60±5	14±1	7.6±0.5
	5/16	2	-	-				
0.85	5/16	2	2.8	4	160±6	90±5	18±1	8.4±0.5
	3/8	3.15	-	-				
1.2	3/8	3.15	4.25	6.5	160±6	90±5	20±1	10.5±0.5
	1/2	5.3	-	-				
1.63	1/2	5.3	7.5	8	180±6	100±5	22±1	13.5±0.5
	5/8	8	-	-				
2.13	5/8	8	11.2	11.5	180±6	100±5	25±1	16.5±0.5
	19mm	11.2	-	-				
3.81	3/4	12.5	-	11.8	270±7	140±6	28+1/2	19±0.5
5.05	19mm	11.2	16	16	270±7	140±6	32+1/2	19±0.5
	7/8	15	-	-				
6.83	7/8	15	21.2	24	285±7	155±6	36+1/2	20±0.5
	1	21.2	-	-				
8.9	28mm	25	-	25	300±8	160±6	40+1/2	26±0.5
12.8	1	21.2	30	31.5	340±10	180±6	45+1/2	26±0.5
	1-1/4	31.5	-	-				
17.3	1-1/4	31.5	45	45	390±10	215±7	51+1/2	32±0.5

G100 Master Link



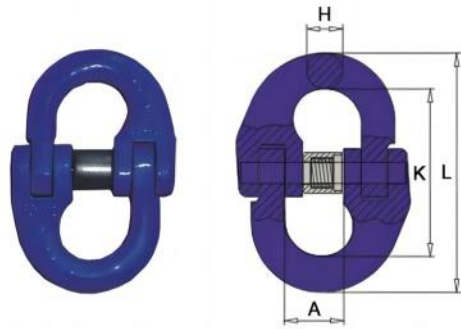
Size	W.L.L	B.L	Dimension (mm)			(CHAINΦ)			Weight (kg/pc)
			A	B	D	1leg	2legs	3-4legs	
10-10	1.4	5.6	80	50	10	5	5	-	0.14
13-10	2.3	9.2	110	60	13	6+7	6	5	0.34
16-10	3.5	14	110	60	16	18	7	-	0.53
18-10	5	20	135	75	18	10	8	6	0.83
22-10	7.6	30.4	160	90	23	13	10	7+8	1.6
26-10	10	40	180	100	27	16	13	10	2.46
32-10	14	56	200	110	33	19	16	13	4.14
36-10	25.1	100.4	260	140	36	22	19	16	6.22
45-10	30.8	123.2	340	180	45	26	22	-	12.85
50-10	40	160	350	190	50	32	26	19+22	16.55
56-10	60	240	400	200	60	-	32	26	27.01
72-10	81.5	326	460	250	70	-	-	32	45

G100 Welded Master Link Assembly



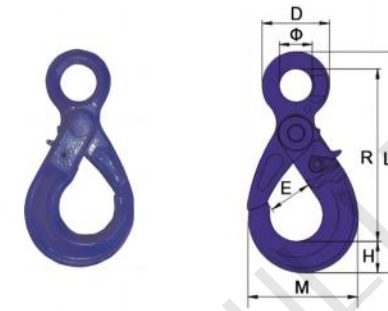
Size	W.L.L	B.L	Dimension (mm)						Weight (kg/pc)
			A	B	D	a	b	d	
6-10	3	12	135	75	19	54	25	13	1.3
8-10	5.3	21.2	160	90	23	70	34	16.5	2.33
13-10	8	32	180	100	27	85	40	19	3.7
16-10	14	56	200	110	33	115	50	23	6.5
20-10	21.2	84.8	260	140	36	140	65	27	10.1

G100 Connecting Link



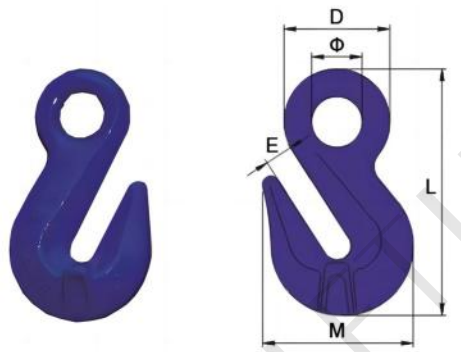
Size	W.L.L	B.L	Dimension (mm)				Weight (kg/pc)
	(t)	(t)	H	A	K	L	
6-10	1.4	5.6	7.6	14	44.5	60	0.1
8-10	2.5	10	10	18.5	61.5	84.5	0.22
10-10	4	16	12.6	23	72	97.2	0.45
13-10	6.7	26.8	16.8	27.5	89	127	1.15
16-10	10	40	21	33.5	103	145	1.75
18-10	16	64	24.5	42	116	175	2.7
22-10	19	76	27	48	135	193	4.02
26-10	26.5	106	32	61	164	228	5.1
32-10	39.3	157.2	40	80	194	274	8.05

G100 Eye Self-Locking Hook



Size	W.L.L	B.L	Dimension (mm)						Weight (kg/pc)	
	(t)	(t)	Φ	D	E	H	R	M		L
6-10	1.4	5.6	21	43	28	20	110	70	141	0.33
8-10	2.5	10	27	51	35.5	26	137	90	175	0.7
10-10	4	16	34.5	64.5	45	30	169	108	212.5	1.3
13-10	6.7	26.8	40	80	53.5	40.5	209	138.5	270	2.3
16-10	10	40	50	104	62	50.5	254	170.5	331	3.6
18-10	16	64	60	120	76.5	62	277	192.5	369	7.3
22-10	19	76	70	134	80	66	319.5	205	417	12.1

G100 Eye Shortening Grab Hook



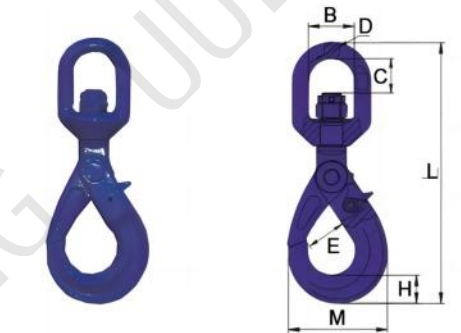
Size	W.L.L	B.L	Dimension (mm)				Weight (kg/pc)
	(t)	(t)	E	Φ	D	M	
6-10	1.4	5.6	8	14.5	30.5	43.5	0.2
8-10	2.5	10	10.8	18	37	53	0.28
10-10	4	16	13.5	22.5	48.5	42	0.72
13-10	6.7	26.8	16.5	28	59	96	1.6
16-10	10	40	19.2	36	74	112.5	2.45
18-10	16	64	24	43.5	89.5	143	4.72
22-10	19	76	27	48.5	100.5	160.5	8.2

G100 Clevis Sling Hook with Latch



Size	W.L.L	B.L	Dimension (mm)						Weight (kg/pc)
	(t)	(t)	A	B	E	H	M	L	
6-10	1.4	5.6	7.5	32	18.5	21	68.5	109	0.33
8-10	2.5	10	9.5	37	25	27.5	88	134	0.7
10-10	4	16	12	48	28	33.5	105.5	161.5	1.3
13-10	6.7	26.8	15	59	38	42	134	203	2.3
16-10	10	40	17.5	70	44	50	160.5	248	3.6
20-10	16	64	25	85	52	56	190.5	297	7.3
22-10	19	76	27	100	66	62	214.5	326	12.1

G100 Swivel Self-Locking Hook




Size	W.L.L	B.L	Dimension (mm)							Weight (kg/pc)
	(t)	(t)	B	C	D	E	H	M	L	
6-10	1.4	5.6	32.5	23	11.5	28	20	70	184	0.6
8-10	2.5	10	36	28	13	35.5	26	90	229	1.1
10-10	4	16	42	35	15.5	45	30	109	269	2
13-10	6.7	26.8	50	40	17	53.5	40.5	138.5	330	4
16-10	10	40	61	56	21.5	62	50.5	170.5	413	6.8
18-10	16	64	72	62	26	76.5	62	192.5	463	12.5
22-10	19	76	97	94	33	80	66	205	572	17.1

G100 Eye Sling Hook with Latch



Size	W.L.L	B.L	Dimension (mm)					Weight (kg/pc)
	(t)	(t)	D	E	H	Φ	L	
6-10	1.4	5.6	10	18.5	21	20.5	111	0.32
8-10	2.5	10	11	25	27.5	25	137.5	0.6
10-10	4	16	16	28	33	34	171.5	1.2
13-10	6.7	26.8	19	38	43.5	43	219	2.2
16-10	10	40	4.5	44	50	50	260	3.5
20-10	16	64	27	52	56	55	298	7.15
22-10	19	76	29	66	62	60	330	11.5
26-10	26.5	106	35	73	75	70	367	14
32-10	39.3	157.2	39	87	89	66	427	17.5

G100 Clevis Self-Locking Hook



Size	W.L.L	B.L	Dimension (mm)							Weight (kg/pc)
	(t)	(t)	A	B	E	H	R	M	L	
6-10	1.4	5.6	7.5	32	28	20	96	70	131	0.5
8-10	2.5	10	9.5	36	35.5	26	123	90	166	0.9
10-10	4	16	12	46	45	30	144	109	196.5	1.6
13-10	6.7	26.8	15	59	53.5	40.5	182	138.5	251	2.9
16-10	10	40	17.5	70	62	50.5	217	170.5	303	5.8
18-10	16	64	25	85	76.5	62	235	192.5	337.5	8.6
22-10	19	76	25.5	98	80	66	276.5	205	391	12.1